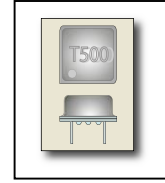


T500 Crystal Oscillator



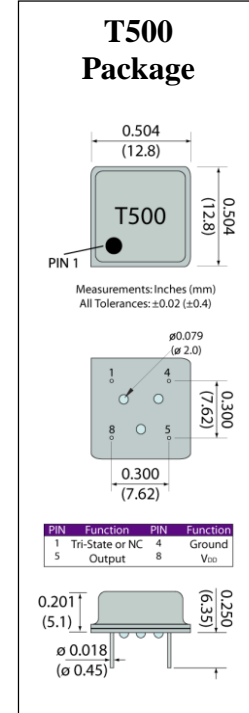
FEATURES:

**Metal Can
Thru-Hole Package**

**Half DIP
12.8 x 12.8 x 5.1 mm**

Parameter	Unit	Min.	Max.
Frequency Range	MHz	1.000	200.000
Frequency Stability		See Table	
Storage Temperature Range	°C	-55	+125
Supply Voltage	V	3.3, 5.0 ±5%	
Current Consumption		See Table	
Output Waveform		CMOS	
Output Load	pF	-	15
Output Voltage Logic High (VOH)	V	90% of VDD	
Output Voltage Logic Low (VOL)	V	-	10% of VDD
Transition Time (Rise and Fall)			
1.000 to 20.000 MHz	nSec	-	10
20.001 to 70.000 MHz	nSec	-	6
70.001 to 125.000 MHz	nSec	-	4
125.000 to 200.000 MHz	nSec	-	2
Duty Cycle		50 ±10%	
Tristate Enable Output		No Connection Pin 1	
Enable Output	V	≥2.0	
Disable Output	V	≤0.8	
Start-up Time	mSec	-	10
Period Jitter: pk-pk	pSec	-	100
Period Jitter: One Sigma	pSec	-	25

Frequency Stability is inclusive of calibration at 25°C, operating temperature range, input voltage variation, load variation, shock, vibration, and aging.



Current Consumption

Frequency	Unit	3.3 V	5.0 V
1.000 to 20.000 MHz	mA	17	26
20.001 to 40.000 MHz	mA	25	40
40.001 to 80.000 MHz	mA	35	60
80.001 to 125.000 MHz	mA	45	70
125.001 to 200.000 MHz	mA	65	80

Frequency Stability


Temperature	Stability (ppm)
-10 to +60°C	±25, ±30, ±50
-20 to +70°C	±25, ±30, ±50
-40 to +85°C	±25, ±30, ±50

Environmental

Terminal Material	KOVAR
Terminal Plating	Sn/Ag/Cu
REACH Compliant	Yes
RoHS Compliant	Yes
RoHS Exemptions	No
Re-flow Temp. Max.	260°C
MSL	1



Example Part Number: T500-18-A-27-24M576



Note: Consult factory for additional potential options not listed.